



Ideal for tight-packaging applications in all industries, the Micro-Lock 1.25mm pitch system offers the smallest overall size and highest current-carrying capability of any similar pitch positive-lock system, while also providing a wide range of mating configurations and superior pin and terminal protection


Available in single and dual rows in both straight and right-angle configurations, the system is ideal for any application that requires space savings and mating variation.

The Micro-Lock 1.25mm pitch system offers many of the same features as Molex's Micro-Lock 2.00mm pitch system. These include an outer thumb-latch design with two locking points for ease-of-use and secure contact, and a mating design that protects the pins and terminals while providing low insertion force. Key differences between the two systems are size and current rating. The Micro-Lock 1.25 system is about 75% smaller, and is rated at 1.5A versus 3.0A for Micro-Lock 2.0.

The Micro-Lock 1.25mm family is available in 2-16 circuits for single row, and 16-40 circuits for dual row. The system offers low-halogen material not only for connectors, but also in the wire-harness material used. The system comes standard in natural color material, with custom versions available in different colors to support certain mating and application requirements.

**Micro-Lock™
1.25mm Pitch
SMT Wire-to-
Board System,
Single and Dual
Rows, Positive
Lock**

- 504185** Crimp Terminal Housing, Single Row
- 504186** Housing, Dual Row
- 504194** Vertical Header, Single Row
- 504187** Vertical Header, Dual Row
- 504195** Right-Angle Header, Single Row
- 504189** Right -Angle Header, Dual Row

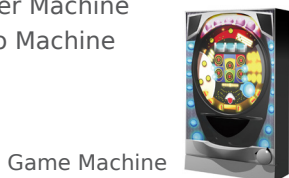


Features and Benefits

Crash-proof pin protection feature	Prevents header pins from being bent or crushed, even during angled mating
Compact size and low profile	Space savings
Low insertion force with tin plating	Easy mating/unmating and cost-effective design versus gold plating
Wide mating latch with two-point positive lock	Secure mating retention, additional mechanical stability and good "click" feeling
Polarization/mating guide features	Provides secure mating retention
Low-halogen housing and wire-harness material	Meets environmental standards

Markets and Applications

- > Data Communications
 - Desktop PC
 - Storage Device
 - Printer
 - Fax
- > Gaming
 - Slot/Poker Machine
 - Pachinko Machine
- > Lighting
 - Projector
 - Transformer
- > Medical
 - CT Scanner
 - Portable Device
- > Car Electronics
 - Audio
 - Navigation
- > Consumer
 - LED TV
 - Home Audio
 - Set-Top Box
 - Rice Cooker
- > Network/Telecom
 - Hub/Router
 - Modem



Specifications

REFERENCE INFORMATION

Designed In: Millimeters
 Packaging: Headers (Embossed Tape); Housing (Bag); Terminal (Reel)
 RoHS: Yes
 Halogen Free: Yes
 Glow Wire Compliant: No

ELECTRICAL

Voltage (max.): 50V AC/DC
 Current (max.): 1.5A
 Contact Resistance: 20 milliohms max
 Dielectric Withstanding Voltage: 500V AC for one minute
 Insulation Resistance: 100 Megaohm min.

MECHANICAL

Durability (min.): 30 cycles

PHYSICAL

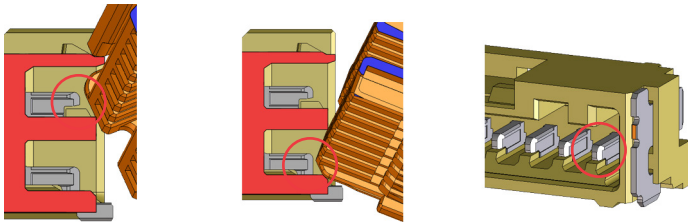
Terminal: Copper Alloy, Tin-Plated
 Housing/Header: PBT
 Header Pin: Brass, Tin-Plated
 Operating Temperature: -40 to +85°C

Micro-Lock™ 1.25mm Pitch SMT Wire-to-Board System, Single and Dual Rows, Positive Lock

- 504185** Crimp Terminal
- 504193** Housing, Single Row
- 504186** Housing, Dual Row
- 504194** Vertical Header, Single Row
- 504187** Vertical Header, Dual Row
- 504195** Right-Angle Header, Single Row
- 504189** Right -Angle Header, Dual Row

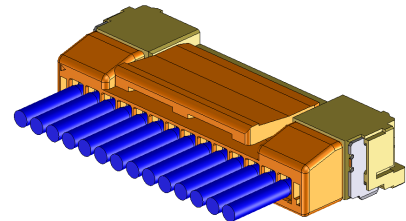
Product Features

“Crash-Free” Mating



Guard wall and slits molded into the housing and header (above left) help to provide mating alignment. This also prevents the housing from crashing into and damaging the pins during mating—even if the housing is forced in at an angle—which can happen in competitive designs. Blade terminals with a pin guard feature (above right) provide further pin protection and stability, especially versus most tuning-fork designs, which are more exposed to damage.

Two-Point Latch Design With Good “Click” Feeling And Locking Force



Robust thumb-latch design provides easy operation and two points of positive-lock contact for secure mating retention. The design also provides a strong “click” feeling for mating assurance.

Ordering Information

Crimp Terminal

Order No.	Wire Range	Insulation Diameter
504185-1000	AWG 26-30	0.78 – 1.02mm

Housing

Order No. Single Row	Order No. Dual Row
504193-**00	504186-**00

*Note: Replace ** with circuit sizes 02 through 16

*Note: Replace ** with even circuit sizes 16 through 40

Single-Row Headers

Order No. Vertical	Order No. Right Angle
504194-**70	504195-**70

*Note: Replace ** with circuit sizes 02 through 16

Dual-Row Headers

Order No. Vertical	Order No. Right Angle
504187-**70	504189-**70

*Note: Replace ** with even circuit sizes 16 through 40