

Surge protection device - TTC-6-TVSD-C-24DC-UT-I - 2906831

Please be informed that the data shown in this PDF Document is generated from our Online Catalog. Please find the complete data in the user's documentation. Our General Terms of Use for Downloads are valid (<http://phoenixcontact.com/download>)




Fine surge protection with integrated status indicator for a signal wire with grounded reference potential.

Why buy this product

- ✓ Space-saving installation due to the narrow overall width of 6.2 mm
- ✓ Signaling without additional auxiliary power, thanks to the mechanical status indicator
- ✓ Optional remote signaling module monitors up to 40 items, without additional wiring
- ✓ Safe behavior in the event of overload, thanks to the integrated disconnect device
- ✓ Fine surge protection by means of suppressor diode



Key Commercial Data

Packing unit	1 STK
GTIN	 4 055626 127002
GTIN	4055626127002

Technical data

Dimensions

Height	92 mm
Width	6.2 mm
Depth	69.5 mm (incl. DIN rail 7.5 mm)

Ambient conditions

Ambient temperature (operation)	-40 °C ... 85 °C
Ambient temperature (storage/transport)	-40 °C ... 85 °C
Altitude	≤ 4000 m (amsl (above mean sea level))
Degree of protection	IP20 (with end cover)

General

Surge protection device - TTC-6-TVSD-C-24DC-UT-I - 2906831

Technical data

General

Housing material	PBT
Flammability rating according to UL 94	V-0
Color	traffic grey A RAL 7042
Mounting type	DIN rail: 35 mm
Type	DIN rail module, one-piece
Direction of action	Line-Earth Ground

Protective circuit

IEC test classification	C3
Nominal voltage U_N	24 V DC
Maximum continuous voltage U_C	30 V DC
	21 V AC
Rated current	10 A (60 °C)
Operating effective current I_C at U_C	$\leq 5 \mu\text{A}$
Residual current I_{PE}	$\leq 5 \mu\text{A}$
Nominal discharge current I_n (8/20) μs (line-earth)	150 A
Voltage protection level U_p (line-earth)	$\leq 50 \text{ V}$ (C3 - 25 A)
	$\leq 50 \text{ V}$ (C3 - 30 A)
Response time t_A (line-earth)	$\leq 1 \text{ ns}$
Input attenuation aE, asym.	typ. 0.3 dB ($\leq 520 \text{ kHz} / 150 \Omega$)
Cut-off frequency f_g (3 dB), asym. (PE) in 150 Ohm system	typ. 1.7 MHz
Capacity (line-earth)	1.5 nF
Resistance in series	$\leq 100 \text{ m}\Omega$
Surge protection fault message	optical
Impulse durability (line-earth)	C3 - 30 A

Connection data

Connection method	Screw connection
Screw thread	M3
Tightening torque	0.5 Nm ... 0.6 Nm
Stripping length	8 mm
Conductor cross section flexible	0.2 mm ² ... 2.5 mm ²
Conductor cross section solid	0.2 mm ² ... 4 mm ²
Conductor cross section AWG	24 ... 12

Standards and Regulations

Standards/specifications	IEC 61643-21 2000 + corrigendum 2001 + A1:2008, modified + A2:2012
	EN 61643-21 2001 + A1:2009 + A2:2013

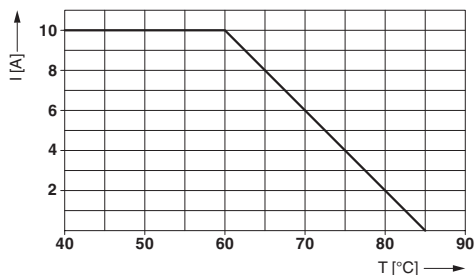
Environmental Product Compliance

REACH SVHC	Lead 7439-92-1
------------	----------------

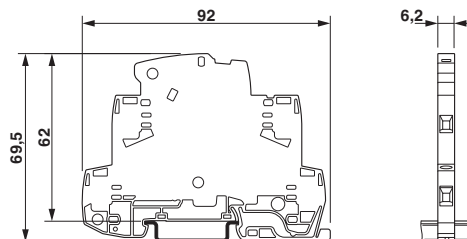
Drawings

Surge protection device - TTC-6-TVSD-C-24DC-UT-I - 2906831

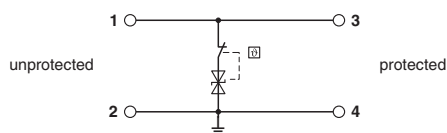
Diagram



Dimensional drawing



Circuit diagram



Approvals

Approvals

Approvals

UL Listed / CSA / CSAus / DNV GL / cCSAus

Ex Approvals

Approval details

UL Listed		http://database.ul.com/cgi-bin/XYV/template/LISEXT/1FRAME/index.htm	FILE E 138168
CSA		http://www.csagroup.org/services-industries/product-listing/	70136717
CSAus		http://www.csagroup.org/services-industries/product-listing/	70136717
DNV GL		http://exchange.dnv.com/tari/	TAE000027G

Surge protection device - TTC-6-TVSD-C-24DC-UT-I - 2906831

Approvals

cCSAus



<http://www.csagroup.org/services-industries/product-listing/>

Phoenix Contact 2018 © - all rights reserved
<http://www.phoenixcontact.com>

PHOENIX CONTACT GmbH & Co. KG
Flachsmarktstr. 8
32825 Blomberg
Germany
Tel. +49 5235 300
Fax +49 5235 3 41200
<http://www.phoenixcontact.com>