


IBS IL 24 BK-T/U-2MBD


Order No.: 2855240

The illustration shows the version IBS IL 24 BK-T/U




<http://eshop.phoenixcontact.de/phoenix/treeViewClick.do?UID=2855240>

INTERBUS bus coupler, copper connection, transmission speed 2 MBaud, 24 V DC, without accessories

Commercial data	
GTIN (EAN)	
Note	Made-to-order
sales group	K410
Pack	1 pcs.
Customs tariff	85389091
Catalog page information	Page 39 (AX-2007)

Product notes

WEEE/RoHS-compliant since:
03/17/2010



<http://www.download.phoenixcontact.com>
Please note that the data given here has been taken from the online catalog. For comprehensive information and data, please refer to the user documentation. The General Terms and Conditions of Use apply to Internet downloads.

Technical data

Interface	
Fieldbus system	Lokalbus
Name	Inline local bus
Type of connection	Inline data jumper
Transmission speed	2 MBaud
Fieldbus system	INTERBUS
Name	INTERBUS remote bus

Type of connection	2x 6-pos. Inline shield connectors
Transmission speed	2 MBit/s
Transmission physics	Copper
Name	Supply
Type of connection	8-pos. Inline connector

Power supply for module electronics

Type of connection	Inline connectors
Supply voltage	24 V DC (via Inline connector)
Supply voltage range	19.2 V DC ... 30 V DC (including ripple)
Current consumption	max. 1.25 A (with max. number of connected I/O terminal blocks)

General data

Width	48.8 mm
Height	119.8 mm
Depth	71.5 mm
Weight	142 g
Mounting type	DIN rail
Ambient temperature (operation)	-25 °C ... 55 °C
Ambient temperature (storage/transport)	-25 °C ... 85 °C
Permissible humidity (operation)	75 % ... 85 % (in the range of -25°C ... +55°C, appropriate measures against increased humidity (> 85%) must be taken.)
Permissible humidity (storage/transport)	75 % ... 85 % (Slight temporary condensation may sometimes appear on the housing, e.g. when the terminal block is brought out of a vehicle into an enclosed room.)
Air pressure (operation)	80 kPa ... 106 kPa (up to 3000 m above sea level)
Air pressure (storage/transport)	70 kPa ... 106 kPa (up to 3000 m above sea level)
Degree of protection	IP20

Test section	5 V supply, incoming remote bus/5 V supply outgoing remote bus 500 V AC 50 Hz 1 min
	5 V supply, incoming remote bus/7.5 V logics supply, 24 V analog supply, 24 V bus terminal module supply 500 V AC 50 Hz 1 min
	5 V supply, incoming remote bus/24 V main supply, 24 V segment supply 500 V AC 50 Hz 1 min
	5 V supply incoming remote bus / functional earth ground 500 V AC 50 Hz 1 min
	5 V supply, outgoing remote bus/24 V main supply, 24 V segment supply 500 V AC 50 Hz 1 min
	5 V supply, outgoing remote bus/7.5 V logics supply, 24 V analog supply, 24 V bus terminal module supply 500 V AC 50 Hz 1 min
	5 V supply outgoing remote bus / functional earth ground 500 V AC 50 Hz 1 min
	7.5 V logics supply, 24 V analog supply, 24 V bus terminal module supply/functional earth ground 500 V AC 50 Hz 1 min
	7.5 V logics supply, 24 V analog supply, 24 V bus terminal module supply / 24 V main supply, 24 V segment supply 500 V AC 50 Hz 1 min
	24 V main supply, 24 V segment supply/functional earth ground 500 V AC 50 Hz 1 min

Inline potential routing

Communications power U_L	7.5 V DC $\pm 5\%$
Power supply at U_L	max. 2 A DC (observe derating)
Main circuit supply U_M	24 V DC -15% / +20% (in acc. with EN 61131-2)
Power supply at U_M	max. 8 A DC (Sum of $U_M + U_S$)
Segment supply voltage U_S	24 V DC -15% / +20% (in acc. with EN 61131-2)
Power supply at U_S	max. 8 A DC (Sum of $U_M + U_S$)
I/O supply voltage U_{ANA}	24 V DC -15% / +20%
Power supply at U_{ANA}	max. 0.5 A DC (observe derating)

Certificates / Approvals



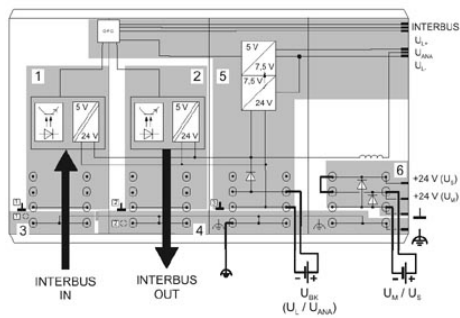
Certification CUL Listed, UL Listed
 Certification Ex: PxC-EX

Accessories

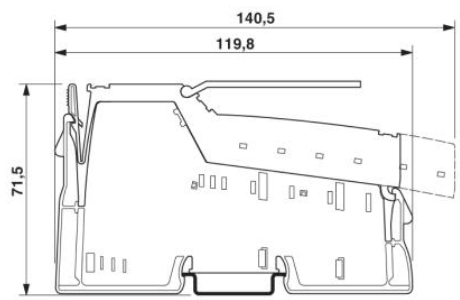
Item	Designation	Description
Marking		
0809502	ESL 62X46	Insert strip for laser printer, lettering field: 62 x 46 mm
2727515	IB IL FIELD 8	Labeling field, width: 48.8 mm
Plug/Adapter		
2727792	IB IL BK-PLSET	Connector set for Inline bus coupler
2860374	IB IL BK-PLSET/CP	Connector set for Inline bus coupler, color-coded

Diagrams/Drawings

Block diagram



Dimensioned drawing



Address

PHOENIX CONTACT Deutschland GmbH
Flachmarktstr. 8
32825 Blomberg, Germany
Phone +49 5235 3 12000
Fax +49 5235 3 41200
<http://www.phoenixcontact.de>



© 2011 Phoenix Contact
Technical modifications reserved;